



REFRIGERATED COUNTERS FOR BEVERAGES

COUNTERS MADE FROM STAINLESS STEEL


www.cookinox.si





**SELECTION
OF SURFACE
FINISHES**

Available in
many different
colors and
finishes





A

DRAWER UNITS

- A1** Insulated glass (UH 320/320)
- A2** Insulated glass (UH 280/360)
- A3** SS (UH 320/320)
- A4** SS (UH 280/360)
- A5** SS (UH 185/450)
- A6** SS (UH 185/185/185)

B

DOOR UNITS

- B1** Insulated glass with shelf
- B2** SS with shelf
- B3** SS (for a keg)
- B4** SS double doors (for 2 kegs)






INSTALLATION COMPARTMENT

left or right in different widths



INTERIOR


fully rounded (R=10mm), including rounded corners



WHEELS FOR BOTTLES

Plug-in or central cooling:

- for spirits and intensive glass cooling (-15°C to -18°C)
- for bottles (-1° to +7°C)



DRIP TRAYS, RINSER FOR CUPS



SINK UNIT OR HAND WASHBASINS



SS PLINTH FRAME, ADJUSTABLE LEGS

(with SS plinth panels), or mobile on CASTORS

REFRIGERATED CARCASE

Made entirely from stainless steel (Wr.Nr. 1.4301 / AISI304)

Exterior all smoothed (K320), interior all matt

Interior fully rounded (R=10mm), including rounded corners

Insulation 40mm polyurethane – rigid foam

REFRIGERATION SYSTEM

Self contained or remote

Installation compartment left or right

Coated fin evaporator Al Cu (powder coated)
in SS housing with circulating air, drip tray under
the evaporator, temperature range +2°C to +10°C

Removable wire mesh filter to clean
in the dishwasher (plug-in version)

WORKTOPS

Refrigerated counter can be delivered with or
without worktop. All possible variations and forms
of worktops (with: drip trays, glass rinser, sink units,
hand washbasins, openings, cutouts, deepenings, etc.)

INNER BOTTOM OF THE CARCASE

Deepening of inner carcase bottom (for 10mm)

Strengthened inner carcase bottom (for kegs)

WHEELS FOR BOTTLES

Refrigerated wheels for bottles (self contained or remote)

- for spirits and intensive glass cooling (-15°C to - 18°C)
- for bottles (-1° to +7°C)

DIFFERENT DOOR ELEMENTS

SS or insulated glass doors, with perforated
SS shelf and 1 pair of height adjustable SS bars
per opening, double doors for kegs, keg doors

Magnetic sealing frame (can be changed without tools)

Hidden spring clip

Left or right opening

SS decorative frame for doors or drawer covers
(not mounted), to receive a decorative plate (optional)

DRAWER UNITS IN PLACE OF DOORS WITH DIFFERENT VARIANTS

5 different usable height (UH) of drawers in SS

3 different usable height (UH) of drawers with
insulated glass covers

Guide rails in SS, with full extension (buffer also possible as an option)

Magnetic sealing frame (can be changed without tools)

- LED interior lighting (optional) with
insulated glass doors and drawer covers
- Carcase can be mounted on SS plinth frame (35mm),
on legs (with SS plinth panels), or mobile on castors

4 DIFFERENT CARCASE WIDTHS (1 TO 4 DOORS)

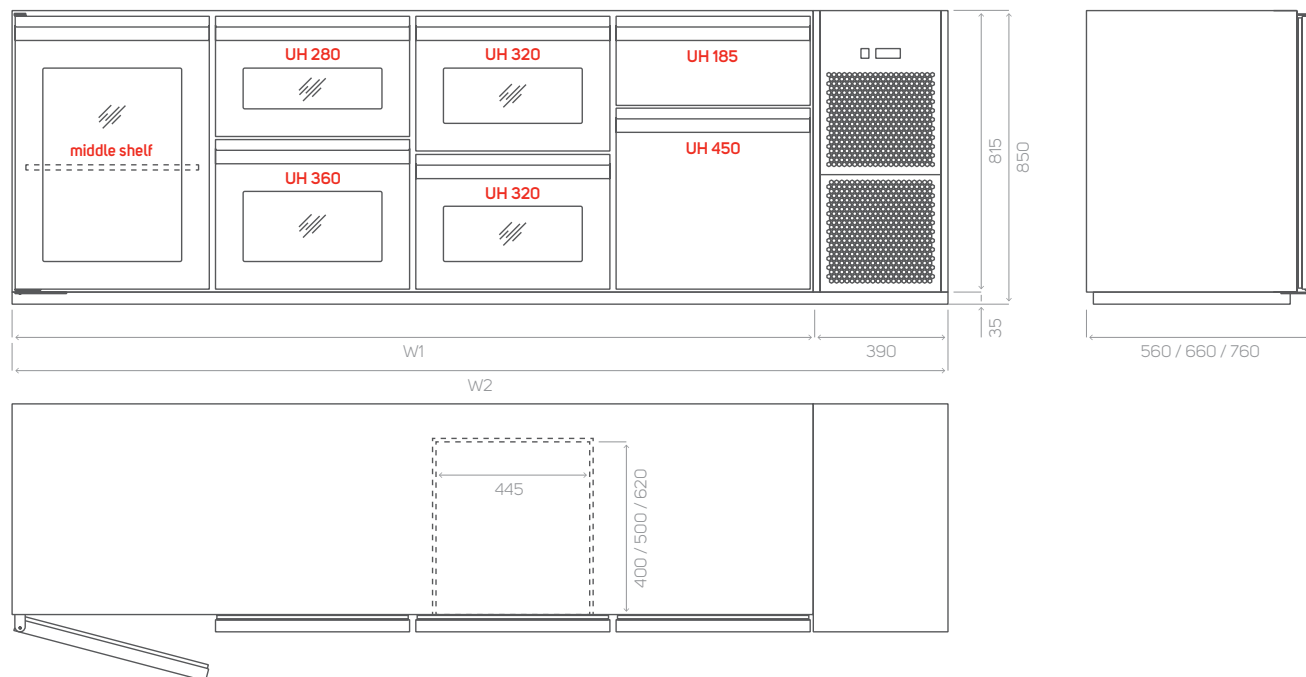
External dimension/mm	Internal dimension/mm
580	500
1160	1080
1740	1660
2320	2240

3 DIFFERENT CARCASE DEPTHS

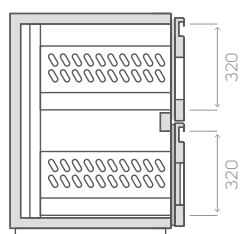
External dimension/mm	Internal dimension/mm
560	470
660	570
760	670

CARCASE HEIGHT

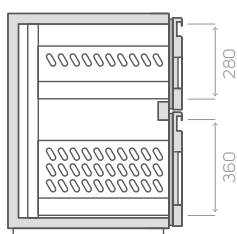
External dimension/mm	Internal dimension/mm
815	745



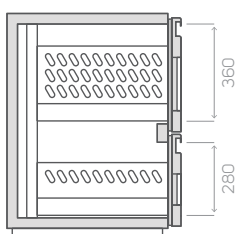
UH 320/320 Glass



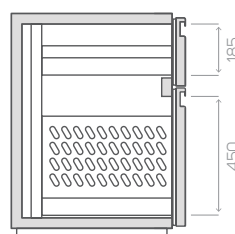
UH 280/360 Glass



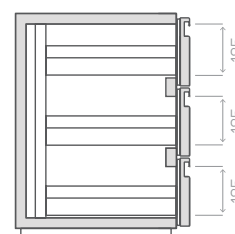
UH 360/280 Glass



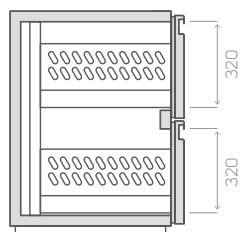
UH 185/450 SS



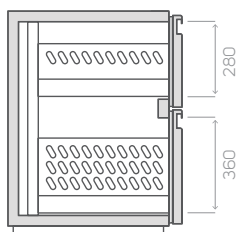
UH 185/185/185 SS



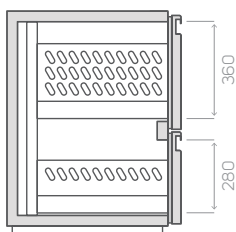
UH 320/320 SS



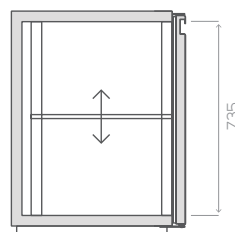
UH 280/360 SS



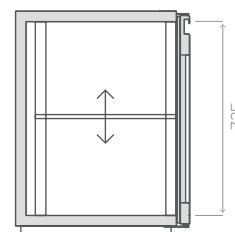
UH 360/280 SS



UH 735 SS



UH 735 Glass



TECHNICAL DATA

	PT1	PT2	PT3	PT4
Width (W2) × Height (mm)	970 × 850	1550 × 850	2130 × 850	2710 × 850
Carcase with engine – installation compartments: Width (W1) × Height (mm)	580 × 815	1160 × 815	1740 × 815	2320 × 815
Installation compartment for external cooling connection (mm)	180 x 560 / 660 / 760 x 850			
Net contents (L)	209	450	690	930
Refrigerant	R 134a			
Temperature range	+2 °C to +10 °C or other optional			
Refrigerating capacity (with VT -10°C)	185 Watt	270 Watt	330 Watt	415 Watt
Power in	230 V 50 Hz			